

WHAT YOU NEED TO KNOW ABOUT THE

# VIBURNUM

FROM THE EXPERTS AT ALLISONVILLE NURSERY




11405 ALLISONVILLE ROAD


FISHERS, IN 46038

317-849-4490


## LOCATION

 Viburnums generally prefer cool, moist, fertile soils and withstand partial shade, although several do well on high, dry sites in full sun. Flowering and fruiting will be more profuse in a sunny situation.


## SOIL PREPARATION


 Viburnums are extremely hardy to our climates and soil, therefore, they do not require extensive soil preparation. Working the soil around them so their roots can spread and the shrub and the shrub can grow is fully sufficient.

## FERTILIZATION


 They should be fertilized with a balanced fertilizer such as Fertilome Tree and Shrub Food per the package instructions.

## PRUNING

 Pruning Viburnums is quite simple. You may prune to shape after blooming and try to keep sucker branches (new branches shooting up from the roots) to a minimum. Pruning any shrub should always be avoided during hot seasons when insects are active.

 Rejuvenation\* pruning should be done every third year to promote dense growth and flowering. \*Rejuvenation pruning involves thinning the shrub by 1/3 to 1/2 during dormancy.

## WATERING

 Watering should be minimal after the first two years. Until the shrub is established, you should water 2-3 times weekly during dry seasons or as needed to maintain adequate moisture.